

DMC

Cross Stitch in:

✱	Gold	Gold 7
◻	Gold + Black	Gold 7 + 310
■	Black	310
●	Pewter Grey dk	413
>	Steel Grey dk	414
◐	Steel Grey dk + Pewter Grey dk	414 + 413
▼	Pewter Grey vy dk	3799
○	Pewter Grey vy dk + Black	3799 + 310

Back Stitch in:

=====	Gold	Gold 7
=====	Black	310
—————	Pewter Grey dk	413
—————	Steel Grey dk	414
=====	Pewter Grey vy dk	3799
—————	Pewter Grey vy dk + Black	3799 + 310

Blending Filament

The blending filaments used is Gold 7 in the Madeira Glissengloss range but any gold blending filament can be used. Please use 2 strands of the thread in the design for cross-stitches.

A Stolen Moment

Approximate Design Size 16 ins x 12.5 ins (41cms x 31cms)

This design can be stitched on 14 count aida or 27/28 count evenweave over 2 x 2 threads and is stitched in Blackwork (worked in backstich or stab- stitch) and cross-stitch.

The 4 small arrows, one appearing at the edge of 4 pages of the chart, are to enable you to centre the design on your fabric. Please note that to make moving from 1 page of the chart to another easier there is a **2 line shaded overlap** on pages 2-6, where the adjoining 2 lines from the previous page are duplicated

General

In the Blackwork part of the design the thicker lines, usually outlines are stitched in 2 strands of the appropriate colour, the thinner lines e.g. the infill patterns are stitched in 1 strand. Where darker lines appear over the infill pattern these should be put in after the underlying infill pattern is completed.

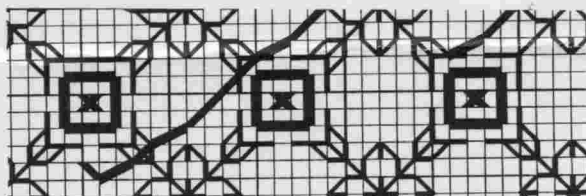
Cross-stitches are in 2 strands of the thread shown in the key. Where a half-stitch is used, a diagonal line is shown across the square with the appropriate symbol behind it.

Lady And Gentleman Hidden Behind Curtain

She is stitched in DMC 310 throughout except for the detail on her shawl and the borders on the bottom of her gown shown below. Please remember that the thickness of the line shows whether 1 or 2 strands should be used.


The Lady's Shawl

Most of the infill pattern is stitched in one strand of DMC 310 except for the squares shown in a thicker line and the cross within that box. Both of these should be stitched in 2 strands of the gold blending filament.



Borders on Bottom of Dress

Although outlined in 2 Strands of DMC 310 the diagonal pattern of the borders is in 1 strand of DMC 3799.




The Gentleman

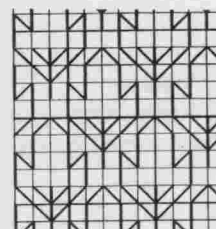
All outlining e.g. his face and hand is in DMC 310.

The Curtain

The Blackwork pattern in the thicker line is in 1 strand of DMC 3799



Where a thinner line is used the infill is in 1 strand of DMC 413




All Outlining and the curtain folds are in 2 strands of DMC 3799

Three People Inside the Room

All outlining is in DMC 3799. Whether 1 or 2 strands is used depends on the thickness of the line of the pattern

Lady On The Right.

The infill pattern of her shawl is in 1 strand of DMC 414

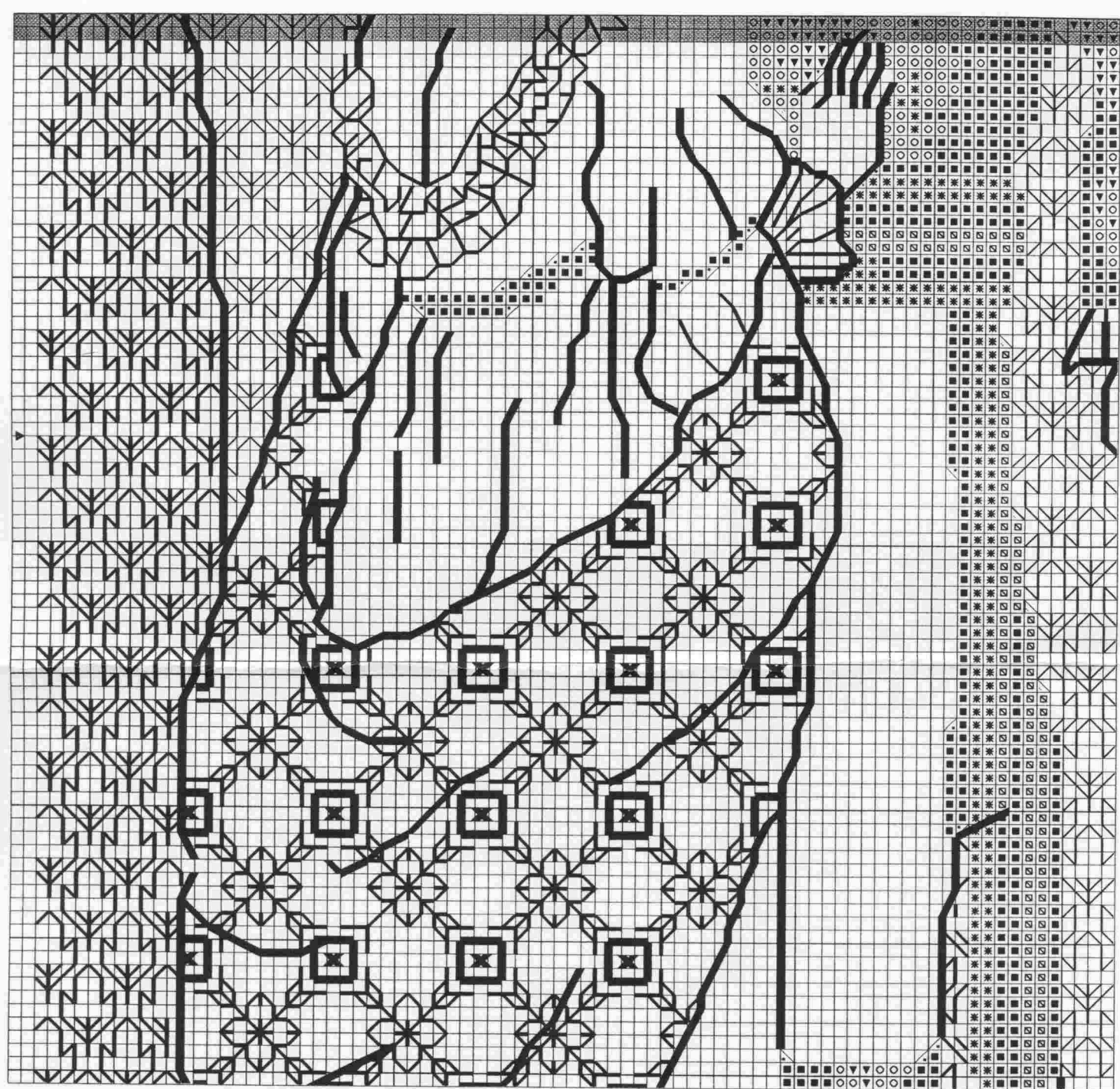


The fold lines over the pattern are in 2 strands of DMC 3799.



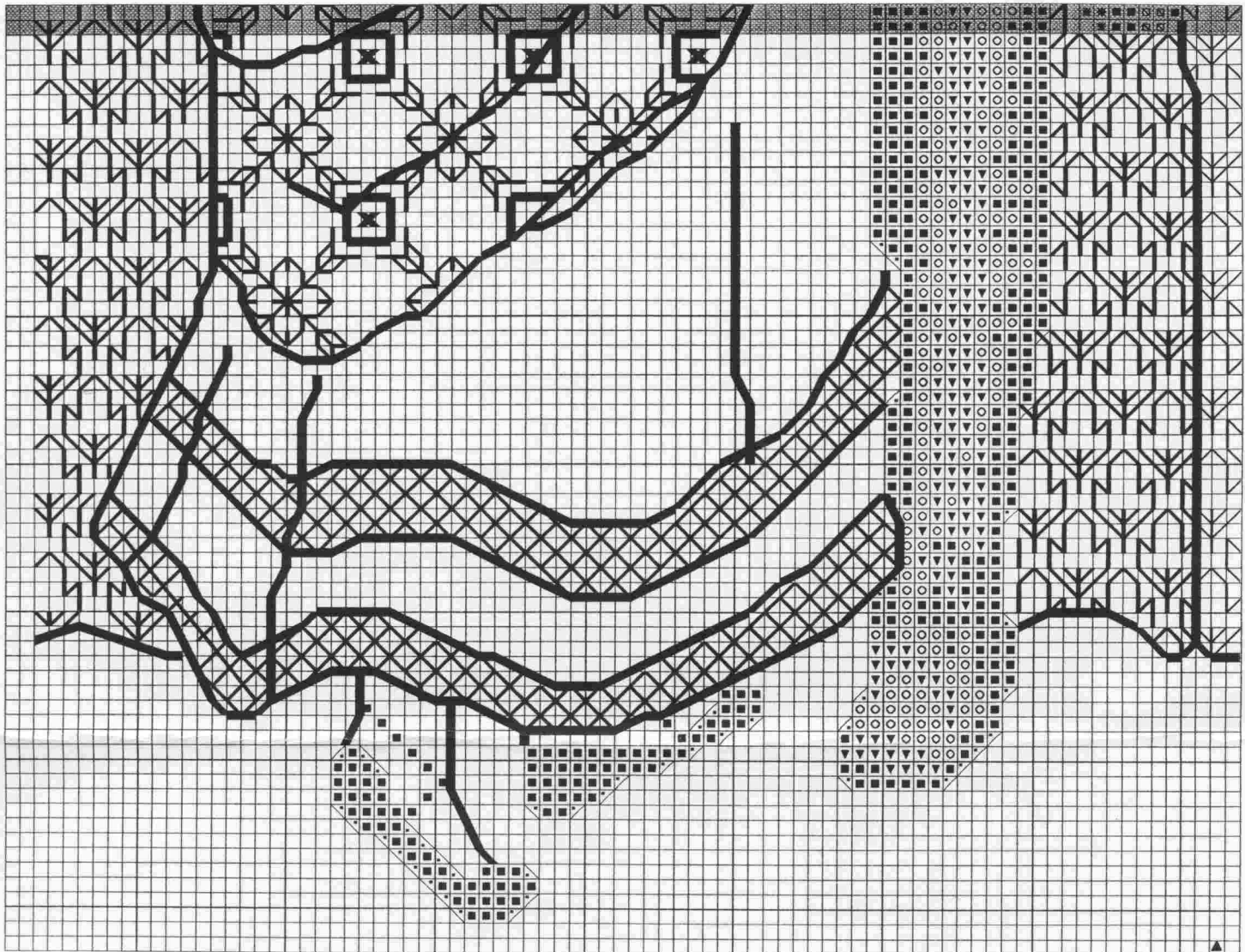
Catkin Embroidery Designs
A Stolen Moment.





Catkin Embroidery Designs
A Stolen Moment.






Catkin Embroidery Designs
A Stolen Moment®




Please note there is a TWO row overlap at the top of this page



Catkin Embroidery Designs
A Stolen Moment[®]





Catkin Embroidery Designs
A Stolen Moment.®





Catkin Embroidery Designs

A Stolen Moment[®]

